

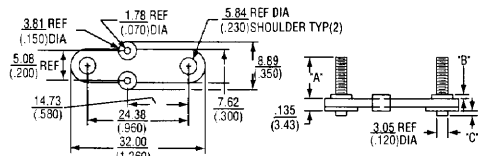
- Provide electrical isolation and elevates the device for cleaning.
- Tin-plated steel posts offer excellent solderability for mechanical and electrical integrity.
- Glass-reinforced nylon material (U.L. 94 V-0).

**SOLDERABLE
TRANSISTOR MOUNTS**

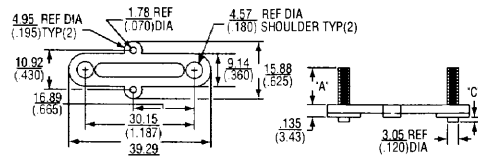
Note: Mounts are compatible with standard device hole patterns, except plated-thru hole diameter for solderable studs must be 3.68mm ±.13mm (.145" ±.005") and for solderable nuts, 4.95mm ±.13mm (.195" ±.005"). Optional pin jack is nominal 1.85mm (.073") diameter; recommended plated-thru hole diameter is 2.54mm ±.13mm (.100" ±.005").

SOLDERABLE TRANSISTOR MOUNTS					
Model	Dimension A mm (inches)	Dimension B mm (inches)	Dimension C mm (inches)	Thread	Figure
8161-E40	6.60(.260)	1.14(.045)	2.41(.095)	4-40 UNC-2A	1
8161-M93*	14.73(.580)	1.14(.045)	4.06(.160)	M3x0.5	1
8162-F40	6.60(.260)	2.29(.090)	2.41(.095)	4-40 UNC-2A	1
8162-M2	12.57(.495)	2.29(.090)	2.41(.095)	M3x0.5	1
8164-M93*	14.73(.580)	2.29(.090)	4.06(.160)	M3x0.5	1
8180-F1	10.03(.395)	N/A	2.41(.095)	6-32 UNC-2A	2
8180-F3	14.73(.580)	N/A	2.41(.095)	6-32 UNC-2A	2
8180-F40	6.60(.260)	N/A	2.41(.095)	4-40 UNC-2A	2
8180-F93*	14.73(.580)	N/A	4.06(.160)	6-32 UNC-2A	2
8180-M2	12.57(.495)	N/A	2.41(.095)	M3x0.5	2
8181-F1	10.03(.395)	1.14(.045)	2.41(.095)	6-32 UNC-2A	3
8181-F3	14.73(.580)	1.14(.045)	2.41(.095)	6-32 UNC-2A	3
8181-F40	6.60(.260)	1.14(.045)	2.41(.095)	4-40 UNC-2A	3
8181-F93*	14.73(.580)	1.14(.045)	4.06(.160)	6-32 UNC-2A	3
8181-M93*	14.73(.580)	1.14(.045)	4.06(.160)	M3x0.5	3
8182-F1	10.03(.395)	2.29(.090)	2.41(.095)	6-32 UNC-2A	3
8182-F3	14.73(.580)	2.29(.090)	2.41(.095)	6-32 UNC-2A	3
8182-F93*	14.73(.580)	2.29(.090)	4.06(.160)	6-32 UNC-2A	3
8182-M2	12.57(.495)	2.29(.090)	2.41(.095)	M3x0.5	3
8182-M93*	14.73(.580)	2.29(.090)	4.06(.160)	M3x0.5	3
8183-F1	10.03(.395)	N/A	2.41(.095)	6-32 UNC-2A	4
8183-F3	14.73(.580)	N/A	2.41(.095)	6-32 UNC-2A	4
8183-M2	12.57(.495)	N/A	2.41(.095)	M3x0.5	4
8183-F93*	14.73(.580)	N/A	4.06(.160)	6-32 UNC-2A	4
8183-M93*	14.73(.580)	N/A	4.06(.160)	M3x0.5	4
8183-NF1	N/A	N/A	3.56(.140)	4-40 UNC-2B	4
8183-NM1	N/A	N/A	3.56(.140)	M3x0.5	4
8190-F40	6.60(.260)	N/A	2.41(.095)	4-40 UNC-2A	5
8191-F40	6.60(.260)	0.81(.032)	2.41(.095)	4-40 UNC-2A	5

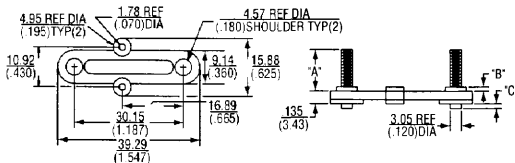
U.S. Patent No. 4,446,504



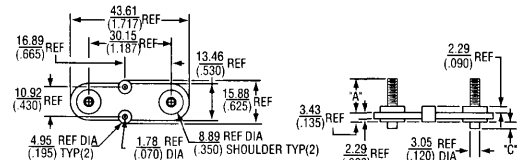
▲ FIGURE 1 TO-66 MOUNTS: 8160 SERIES



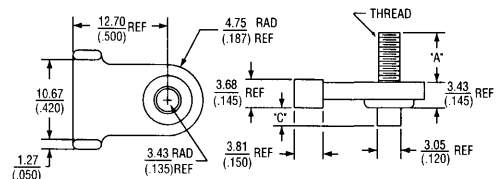
▲ FIGURE 2 TO-3 MOUNTS: 8180 SERIES



▲ FIGURE 3 TO-3 MOUNTS: 8180 SERIES



▲ FIGURE 4 TO-3 MOUNTS: 8180 SERIES



▲ FIGURE 5 TO-220 MOUNTS: 8190 SERIES

PRODUCTIVITY
ENHANCEMENTS